

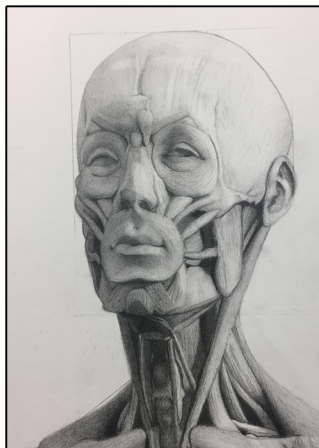

Certificate Program in Portraiture

This program comprises the training required for students to become professional portraitists. It covers an array of mediums, to develop proficiency in pencil, charcoal, sepia, sanguine, watercolour, grisaille and colour oil paint. The student will master quick sketches, long fully-rendered drawings, colour studies and completed oil paintings, as well as composition, expression, narrative and painting for competitions and commissions.

The Certificate Program in Portraiture consists of six parts, each corresponding to a term. The program is expected to take about two years to complete, however, this depends on the time and the effort that the student applies to assignments and outside the classroom.

Students also complete work with the live model in class, and these poses will progress in levels of complexity and in the medium being used. Assignments are done in tandem with live model work, and can be done in class or at home.

Part 1 - Pencil, Introduction, The Basics





WORK FROM LIVE MODEL

- pencil portraits from live model x 3
- head (focus on proportion)
- head, neck and shoulders (focus on likeness)
- head, neck, shoulders and 1 hand, including clothing (focus on proportion, likeness and gesture)

ASSIGNMENTS

- Constructive Drawing
- Anatomy Drawing
- Mastercopy block-ins
- Mastercopy finished work
- Construction and Anatomy of head, neck, shoulders, torso, arm and hand

Part 2 - Charcoal & Painterly Dry Medium




WORK FROM LIVE MODEL

- charcoal portrait from live model including background x 3
- head, neck and shoulders
- head, neck, shoulders and 1 hand, including clothing
- charcoal and chalk portrait from live model including background x 1

ASSIGNMENTS

- Mastercopies in charcoal
- Developing Vignette background
- Clothing, Jewellery, Make-up, Props
- Self-Portrait, frontal
- The Portrait Sketch
- Self-Portrait in charcoal
- Self-Portrait in sketch form

Part 3 - Introduction to Colour





WORK FROM LIVE MODEL

- portrait sketch in dry medium x 4
- watercolour portrait x 4

ASSIGNMENTS (Open Studio and/or Homework)

- introduction to watercolour
- Mastercopies of portrait sketch in dry medium
- Mastercopies of portrait sketch in watercolour
- colour studies
- Self-Portrait in dry medium
- Self-Portrait in watercolour

Part 4 - Introduction to Oil Painting



WORK FROM LIVE MODEL

- grisaille x 2
- head, neck and shoulders - black and white
- head, neck and shoulders - warm and cool
- limited palette x 1

ASSIGNMENTS (Open Studio and/or Homework)

- introduction to oil painting
- grisaille Mastercopies
- colour studies
- limited palette Mastercopies
- Self-Portrait in grisaille
- Self-Portrait in limited palette

Part 5 - Full Colour Palette



WORK FROM LIVE MODEL

- full colour palette x 3
- head, neck and shoulders
- head, neck, shoulders, 1 hand and clothing
- head, neck, shoulders, 1 hand, clothing and background

ASSIGNMENTS (Open Studio and/or Homework)

- Mastercopies value studies
- Mastercopies colour studies
- 1 completed Mastercopy in full palette
- 1 Self-Portrait in full colour palette

Part 6 - Beyond The Classroom



WORK FROM LIVE MODEL

- full colour palette x 3
- head, neck, shoulders, 2 hands, clothing and background

ASSIGNMENTS (Open Studio and/or Homework)

- working from photographs as references
- working from fantasy references
- the Commissioned Portrait
- incorporating environment and expression to convey a narrative